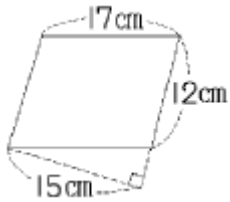
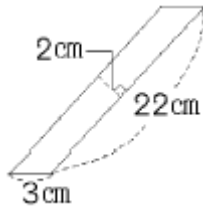


次の平行四辺形の面積を求めなさい。

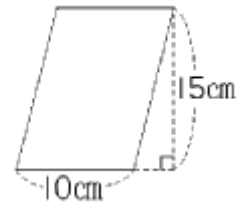
(1)



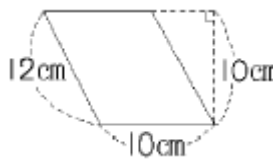
(2)



(3)



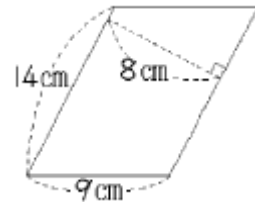
(4)



(5)



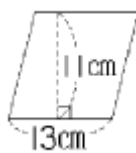
(6)



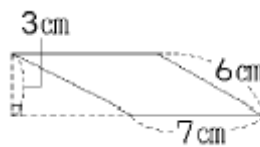
(7)



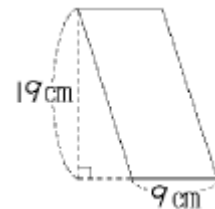
(8)



(9)

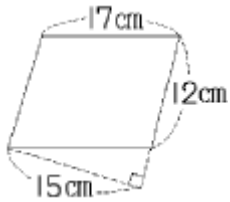


(10)

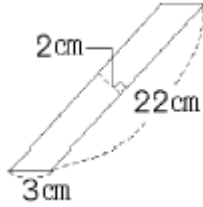


次の平行四辺形の面積を求めなさい。

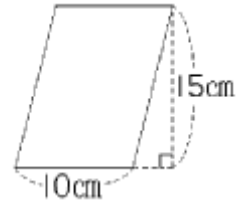
(1) 180cm^2



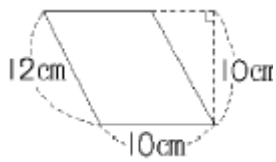
(2) 44cm^2



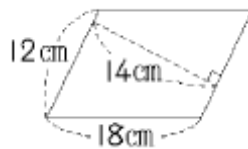
(3) 150cm^2



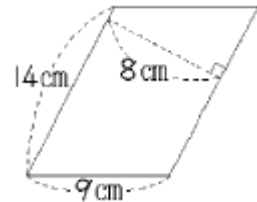
(4) 100cm^2



(5) 168cm^2



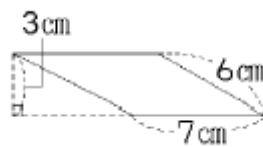
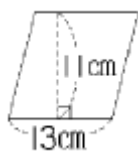
(6) 112cm^2



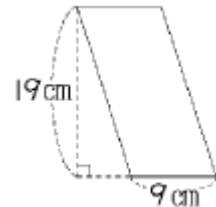
(7) 119cm^2



(8) 143cm^2 (9) 21m^2



(10) 171m^2



(各10点×10=100点)